



Chula
Chulalongkorn University

Chula Student Exchange Program Orientation

Spring 2026

Friday, August 22th , 2025

The Office of International Affairs and Global Network,
Chulalongkorn University

Preparing for exchange student application with host university

STEP 1. Nomination by home university (OIA CHULA)

Online system / e-mail




STEP 2. Submission for Application
(depending on the host university)



2.1 Verify Application with host U.
Request for Missing Documents

STEP 3. Letter of Acceptance


Host U. sending Out Acceptance Packages



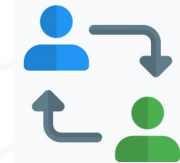
STEP 6. Get ready to study abroad.



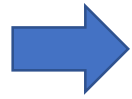
STEP 5. VISA application process (contact with the Embassy)



STEP 4. Contact faculty and/or Central Office of Registrar for further processes (credit transfer, study leave, etc.).



Preparing for exchange student application with host university

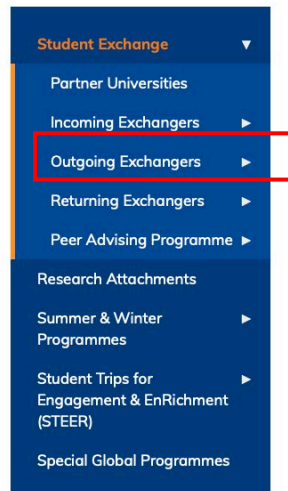
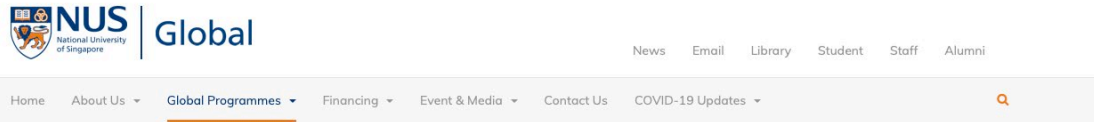


1. Visit host university website

And search for Inbound application information, Dates & Deadlines, course details etc.

2. Visit OIA Website search for Fact-sheet

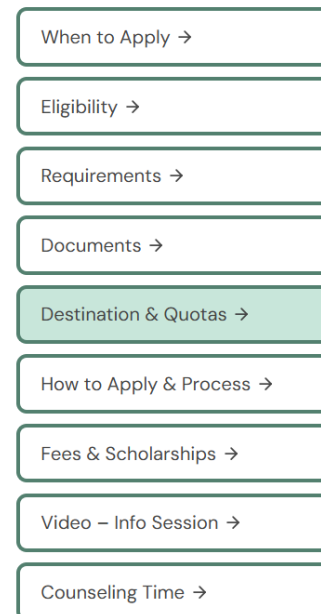
<https://www.inter.chula.ac.th/exchange/outbound/>



Student Exchange Programme



The Student Exchange Programme (SEP) is the largest and most established global programme in NUS. Through the development and management of strategic and sustainable partnerships with universities globally, Global Relations Office (GRO) strives to ensure a quality exchange experience for all outgoing and incoming students. More than 90% of both outgoing and incoming students are highly satisfied with their SEP experience. More than 95% of our overseas SEP alumni would recommend NUS to their peers at their home universities, while almost all returned SEP exchangers would gladly participate in SEP again if given the chance.



Partner Universities

- More information about student exchange MOU Collaboration between Chula and partner universities can be found via CUBIC (MOU)

CUBIC

Quotas

- Students can check available seats for each partner university via Quotas for Outbound Student Exchange

Quotas for Outbound Student Exchange – Fall 2025

Students are required to search for information about partner universities via website and **students will not be allowed to contact with Chula partner universities** in this matter. OIA is the only main contact person for contacting/coordinating with partner universities.

Partner University Fact Sheet

Admission to Aarhus University



Aarhus University welcomes applications from nominated students from partner universities. Please contact the International Office or exchange coordinator at your home university to find out if there is an agreement with Aarhus University, and if you are eligible to apply.

Once you have been nominated by your home university, you will receive an email from Aarhus University inviting you to activate your AU account and proceed with the exchange application.

Application for AU Housing is integrated in the exchange application form.

We recommend that you use Google Chrome or Firefox to complete the online application.

APPLICATION PERIODS

Spring Semester

Applications open: 1 September
Application deadline: 1 October

Autumn Semester

Applications open: 1 March
Application deadline: 1 April

Course Information,
Prerequisites &
Restrictions



Language Requirements



How to Apply



Study at KTH

Student Alumni Staff | KTH på svenska 

Search the KTH website

Search

Home | Studies Research Co-operation About KTH Library

[KTH](#) / [Study at KTH](#) / [Exchange studies](#) / [Exchange studies](#)

[← Exchange studies](#)

Exchange studies

How to become an exchange student

Courses



Double degree

Dual master's degree

Internship

Admissions

How to apply

New stricter residence permit procedure

Explore KTH

How to apply for exchange studies

If you have been nominated by your home university for exchange studies at KTH you also need to complete an online application. Make sure that you complete your application before the deadline. Applications received after the deadline will not be considered.

Application deadlines

15 April (5 pm Swedish time)

For exchange studies in the **autumn semester 2024**, full academic year and double degree, the application opens mid-March.

15 October (5 pm Swedish time)

For exchange studies during the **spring semester 2025**, the application opens 15 September 2024.

Preparing for exchange student application with host university

STEP 1. Nomination by home university (OIA CHULA)

Online system / e-mail



STEP 2. Submission for Application (depending on the host university)



- Online system (some host university let student complete by yourself)
- E-mail / Online system submit to host university by OIA CHULA email
- International post

Submit your application and supporting documents to OIA CHULA 2 weeks before DL of host university (see table next page)

2.1 Verify Application with host U.
Request for Missing Documents (if any)

EXAMPLE



IMPORTANT DATES

Nomination Deadline
Application Deadline
Issuance of Acceptance Letters
Orientation Week (Mandatory)
Classes
Recess Week
Final Exams

| Term 1 (Fall) | Term 2 (Spring) |
|-----------------|-----------------|
| 15 Apr | 15 Sep |
| 25 Apr | 25 Sep |
| End May | End Oct |
| 10 Aug - 12 Aug | 4 Jan - 6 Jan |
| 16 Aug - 21 Nov | 10 Jan - 17 Apr |
| 4 Oct - 10 Oct | 28 Feb - 6 Mar |
| 22 Nov - 3 Dec | 18 Apr - 29 Apr |

Please refer to the detailed academic calendar [here](#).

NOMINATION

Partner universities shall receive information on the nomination instructions via e-mail and are required to complete a nomination form to nominate their students to SMU, for each term.

ADMISSION REQUIREMENTS

Applicants must have completed at least two terms of undergraduate studies and must be a registered undergraduate in their home university throughout the study term. Nominated students shall receive instructions from SMU's International Office to complete and submit their applications together with the supporting documents below (Only documents in English will be accepted):

- ❖ Photo identification page of a valid passport (Passport MUST have a validity of no less than six-months beyond the end-date of the study term)
- ❖ Latest academic transcript from the home university
- ❖ Recent passport-sized photograph (taken within three months)
- ❖ English language proficiency certificate



香港大學
THE UNIVERSITY OF HONG KONG



International Affairs Office
Academic Liaison Office, The Registry

[HKU](#)[HKU ALO](#)[About IAO](#)[International Engagement](#)[Study Abroad](#)[Study at HKU](#)[News & Events](#)[Home](#) > [Exchange](#) > [Nomination](#)

EXCHANGE

[Exchange Programme](#)[Nomination](#)[Application](#)[Academic Information](#)

Nomination

Exchange Nomination Schedule 2025-26

| Nomination Timeline | Fall (Semester 1 / Full Year intake) | Spring (Semester 2 intake) |
|-------------------------|--------------------------------------|----------------------------|
| Nomination Opening Date | March 1, 2025 | August 1, 2025 |
| Nomination Closing Date | March 31, 2025 | August 31, 2025 |



政大
NATIONAL CHENGCHI UNIVERSITY

You are here: [Home](#)

Application Requirements

Go to *The CNCCU's Exchange On-line Application System*

| | Term starts from | Term ends in | Application Deadline |
|-------------|------------------|--------------|----------------------|
| Fall Term | Mid September | Mid January | May 1 |
| Spring Term | Late February | Late June | November 1 |

There are two terms in every academic year, the fall term and spring term, in which students can apply for exchange at NCCU. The deadlines for submitting applications are respectively, May 1 and November 1 of each year.

Download Documents

Bilateral Agreements Programme

Steps


Please check if your home university is one of our partners. If so your home university will need to send us an official nomination:

- by 10 June for the first semester or the whole academic year
- by 10 November for the second semester

Additional admission requirement: Students applying for the Master in Eco-Social Design must submit their portfolio as an additional admission requirement. Students will only be admitted after a positive evaluation of the portfolio.

STEP 3. Letter of Acceptance

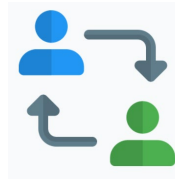
Host u. sending Out Acceptance Packages



(depend on the host university)

- Send to student directly
- Send to OIA CHULA via Email
>> OIA will forward to student's email.
- Send to OIA via post >> OIA will contact you to receive your document at OIA office (by appointment).

STEP 4. Contact faculty and/or Central Office of Registrar for further processes (credit transfer, study leave, etc.).



EXAMPLE



HOKKAIDO
UNIVERSITY

April 1, 2019

Dear Ms. [REDACTED]
(Chulalongkorn University)

We would like to inform you of the results of the JLCS program Selection Committee held in March 2019.

The results for JLCS program 2019-2020

| Student' name | JLCSP Acceptance | Scholarship |
|----------------|------------------|---|
| Ms. [REDACTED] | Accepted | Nominated as MEXT scholarship candidate |
| Ms. [REDACTED] | Accepted | No Scholarship |

We would like to extend our warmest welcome to them.

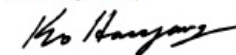
Also we are pleased to inform you that we nominated Ms. [REDACTED] for the Japanese Government (MONBUKAGAKUSHO:MEXT) Scholarship. We expect to hear the official result from MEXT around the beginning of July and will inform you the result as soon as we hear it. The number of MEXT scholarship recipients is limited and the scholarship is highly competitive. Therefore, we would like to advise that your students should prepare necessary funds in advance to enable them to study as self-supported students. The tuition waiver and dormitory priority are applicable to all JLCS program students.

We would appreciate it if you could return the attached forms informing us of your student's intention to participate in JLCSP and other information by email by May10, 2019. Please note that those who do not complete the admission procedures by the required deadlines will not be eligible to participate in JLCSP.

We will send you information about dormitory, arrival schedule and acquisition of a student visa at the middle of July.


Please feel free to contact [REDACTED] administrative officer at the Student Exchange Division (e-mail: [REDACTED]) if you have any questions. We all look forward to having your student take part in JLCS program.

Sincerely Yours,



[REDACTED]
Director
Institute for the Advancement of Higher Education
HOKKAIDO UNIVERSITY

STEP 5. VISA application process



Collect visa application documents ex. COE at OIA office, **nomination letter issued by Chula OIA (if any)**

STEP 6. Get ready to study abroad.



Update news and search for more information.

1. **Accommodation**
2. **Facilities**
3. **Culture Shock**
4. **Drug Allergy Record (if any)**
5. **Essential Stuff for survival during the very first period at host country**

ATTENTION!!

❖ Due to PDPA implementation, Chula OIA will not publicize the list of selected participants. However, the applicants can check the information of applicant who will participate in the same partner university by contacting Chula OIA coordinator. Furthermore, we can provide the contact of outbound exchange alumni if they consent to give their contact information.



Thank you

For counselling, please use this link to reserve the counseling time slot: <https://calendly.com/cuexchange/outbound-student-exchange-counselling> or scan the QR Code appeared below.



Contact : cuexchange.outbound@chula.ac.th
Tel. 02-218-3932